

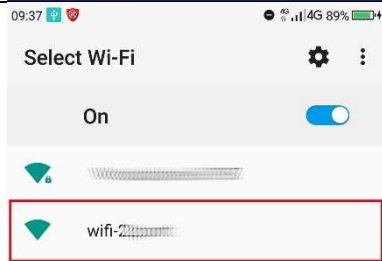


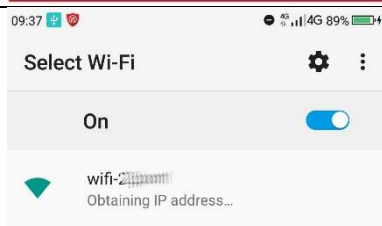




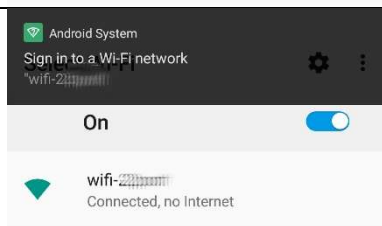
-  1. Attiva il WiFi
-  1. *Activate WiFi*





-  2. Seleziona la rete
-  2. *Select Network*





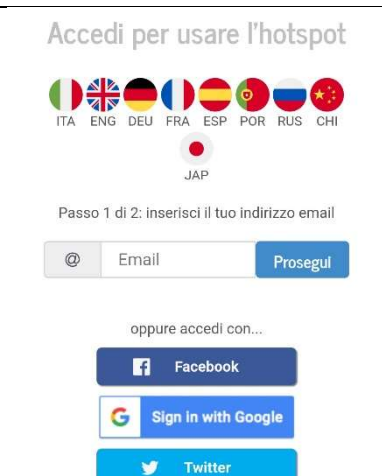
-  3. Attendi la connessione
-  3. *Wait for connection*





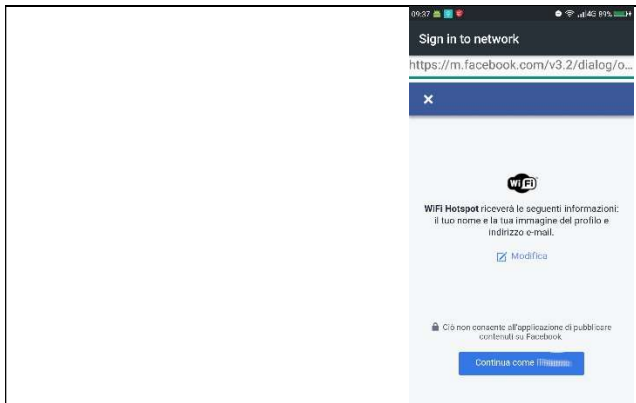
-  4. Clicca sull'avviso di login
-  4. *Click on login message*



-  4a. Se non compare l'avviso, apri il browser e digita nella barra degli indirizzi **hotspot.lan/login**
-  4°. *If login message doesn't appear, open your browser and type **hotspot.lan/login** in the address bar.*

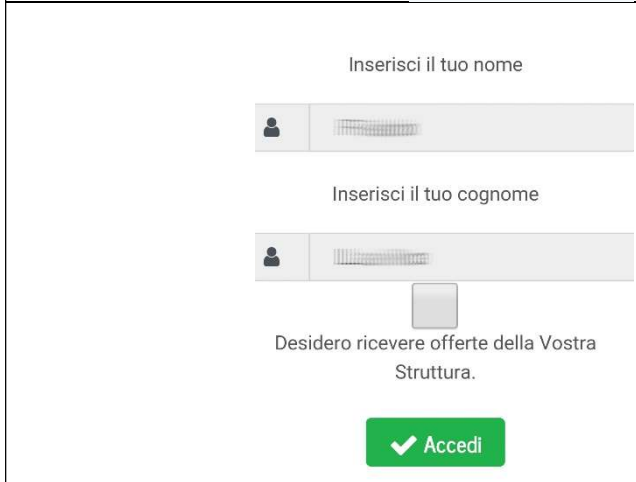


-  5. Scegli il metodo di login che preferisci
-  5. *Choose your preferred login method*



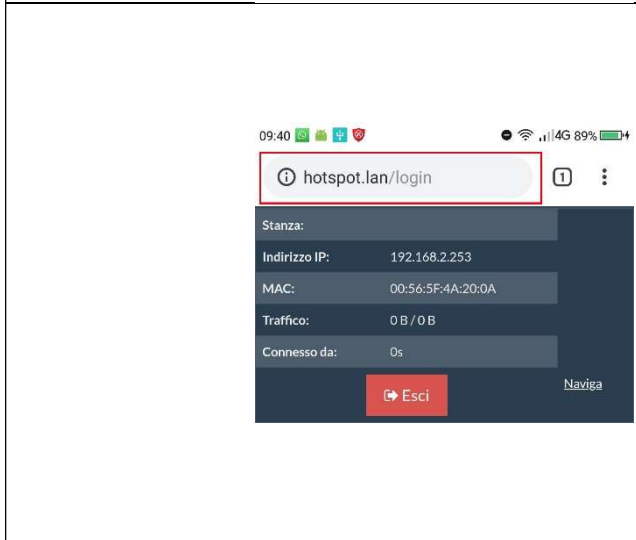
6. Se hai scelto di accedere tramite social, conferma le autorizzazioni.

6. *If you have chosen to login using social network accounts, please authorize our app.*



7. Clicca sul bottone verde ACCEDI.

7. *Click on green button.*



8. Quando hai raggiunto questa pagina, puoi navigare.

DISCONNESSIONE

8. Digita nella barra degli indirizzi **hotspot.lan/login** e clicca sul bottone rosso ESCI.

8. *After reaching this page, you have internet access.*

LOGGING OUT

9. *Type in your browser address bar hotspot.lan/login and click on the red button*



9. Clicca sul bottone verde per riaccedere.

9. *Click on the green button to login again.*